

## AblereX ATS-232

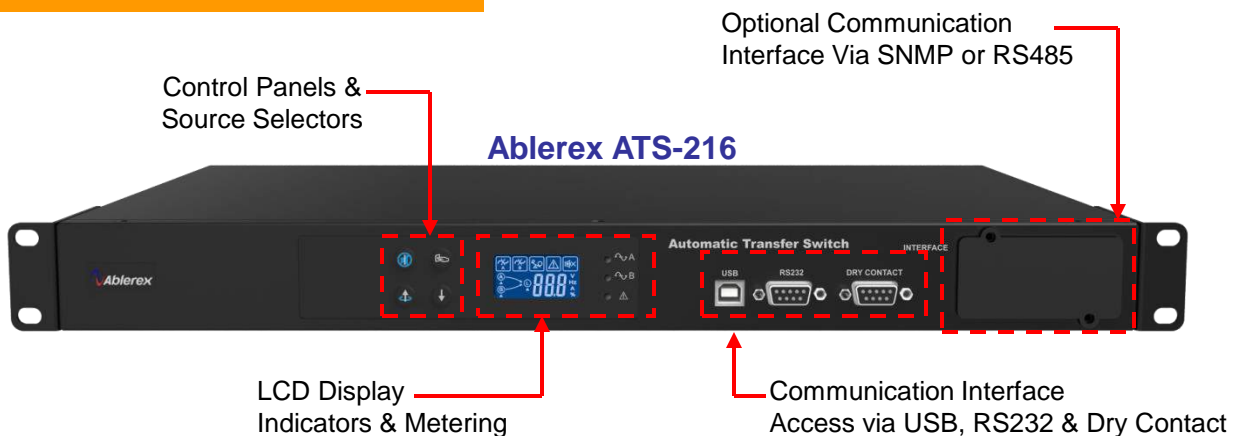


### AblereX Automatic Transfer Switch (ATS) 16A & 32A, 19" Rack mounted For Single Corded Equipment

The AblereX Rack Automatic Transfer Switch (ATS) provides reliable redundant power to connected equipment and has two input power cords, one for each AC source. The ATS automatically transfers loads to the secondary source when the primary source becomes unavailable. The transfer is carried out without source overlapping.

Built-in network and local interfaces allows custom configuration settings for added flexibility. The ATS includes a variety of input and output connections to distribute 200/208V/200V/220V or 230V/240V power to multiple outlets.

#### AblereX ATS Front Panel




#### KEY BENEFITS

- LCD Display Control & Metering
- Automatic switching to alternate source.
- Seamless power transfer.
- Continuous source monitoring.
- Robust out-of-phase switching capability.
- Preferred source selection on front panel.
- Effective solution for maintenance bypass needs.
- Compact 19" rack 1U system.

#### APPLICATIONS

- Data Centre
- Telecom Applications
- Aviation Control Systems
- Healthcare Facilities
- Manufacturing and Process Control
- Institutional and Transportation Facilities

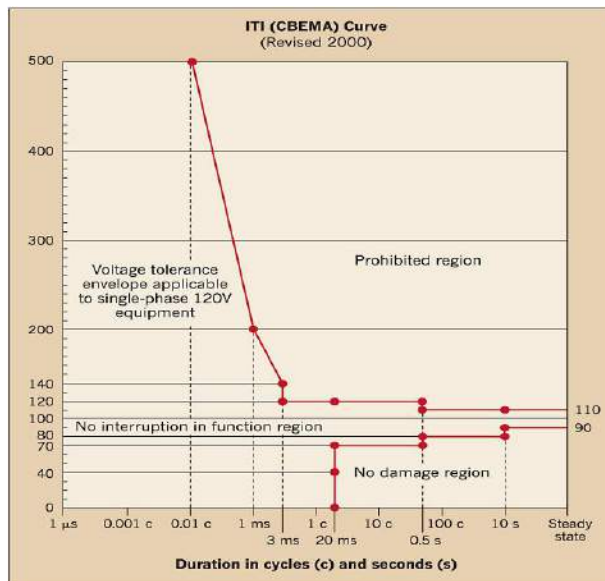


# Automatic Transfer Switch

## SEAMLESS POWER TRANSFER

The Ablerex ATS switch power seamlessly to IT equipment. Per the ITI curve, typical power supplies will operate 20ms after AC voltage drops to zero. The IEEE 1100-1999 standard also references the ITI curve. The Server System Infrastructure standard recommends a hold-up time for power supplies to be a minimum of 21ms for a voltage range of 100-240V.

The Ablerex ATS switching time includes the time for the built-in intelligence to determine whether the voltage and frequency are in range. Any failure point in the electronics does not cause a drop out of the output voltage because the unit incorporates redundancy of its electronics circuitry to avoid fault tolerance.

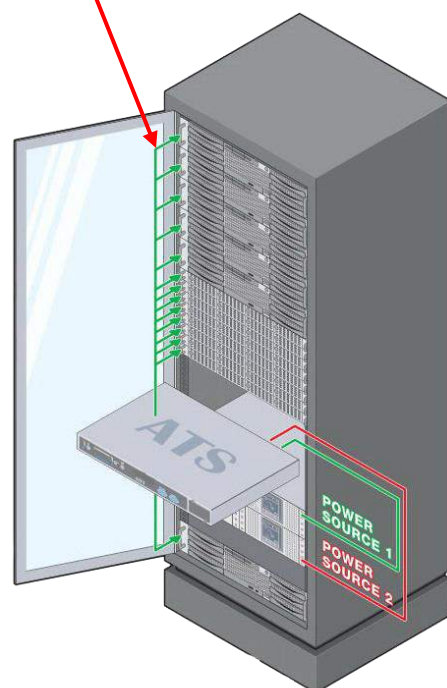


## TECHNICAL SPECIFICATION

Model	ATS-216	ATS-232
Nominal Input Voltage	200V/208V/220V/230V/240V (software selectable)	
Input Voltage Tolerance	±10% (Default) ; Software selectable: ± 5% , 15% , 20%	
Rated Frequency	50/60Hz (auto sensing)	
Maximum input/output current	16A	32A
Overload Capacity	110% Continuous operation with Alarm 111% - 125% Alarm, shutdown after ~60sec 126% - 150% Alarm, shutdown after ~30sec 151% - 200% Alarm, shutdown after ~5sec	
Transfer Time	6ms typical, 16ms maximum	
LED Display	Input source A, Input source B, Error Indicator	
LCD Display	Status: Source Error, Overload, Alarm, Silence Parameters: Voltage, Current, Frequency, Load %, Error code	
Input Connection	2 x IEC-C20	40A Terminal 6P
Output Connection	8 x IEC-C13 1 x IEC-C19	16 x IEC-C13 2 x IEC-C19
Communication Interface	Standard: 1x RS232, 1x USB, 1x Dry Contact Optional: 1x External Slot (RS485/SNMP)	
Dimension (D x W x H)	275 x 440 x 44mm	275 x 440 x 88mm
Weight	4Kg	6Kg
Safety Compliance	UL 60950-1, IEC 60950-1	
EMC Compliance	FCC Part 15, EN62310-2	

## RACK APPLICATION

Output to Critical loads



Designed &  
Engineered by:

